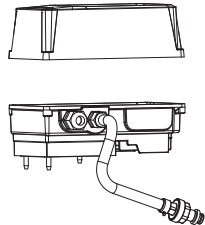
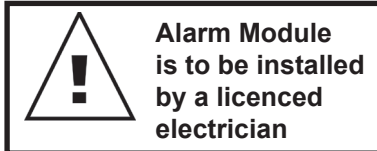


## STEP 1

Turn off and Disconnect power plug and wait for at least 30 seconds for the capacitors to discharge. Undo four screws on frontal cover to gain access to the control board.



## STEP 2

Take off adhesive and mount module on frontal cover in designated area such that it does not interfere with existing components or cables.




Figure 1

## STEP 3

Connect jumper cables between control board and alarm module ensuring that the polarity is correct. The red wire should be closest to the mounting screw (see Figure 2).




Figure 2

## STEP 4

Feed a communications cable through the cable gland. The recommended type is a two core cable with each conductor between 1mm<sup>2</sup> – 2mm<sup>2</sup> in cross section and an outer sheath diameter in the range of 5mm<sup>2</sup>-7mm<sup>2</sup>. An example is the 1119898 2 core ÖLFLEX® CLASSIC 110 BK cable.

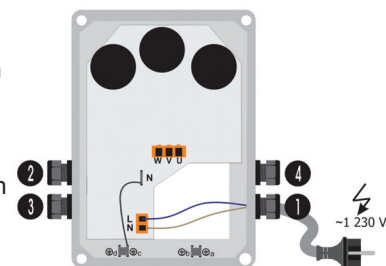


Figure 3

## STEP 5

Module can be connected in two configurations, Normally Open and Normally Closed.

The Normally open configuration is appropriate for an external device that would only signal if there is a fault while power was still available to the unit.

The normally closed configuration is allowing the monitoring system to sense if unit were inoperable due to alarm or loss of power.

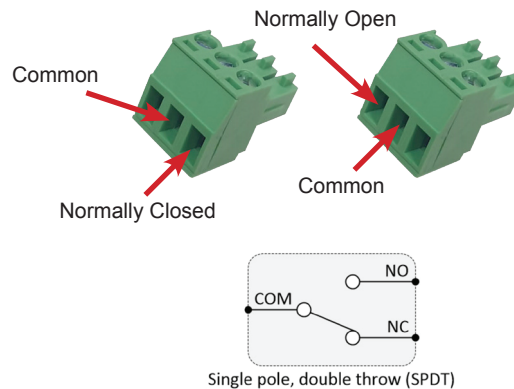


Figure 4

## STEP 6

Tighten alarm cable gland and frontal cover screws to ensure IP rating of the product. The unit is now ready to be turned on.



Figure 5

## DAVEY

Davey Water Products Pty Ltd  
Member of the GUD Group  
ABN 18 066 327 517

[daveywater.com](http://daveywater.com)

### AUSTRALIA

**Head Office**  
6 Lakeview Drive,  
Scoresby, Australia 3179  
Ph: 1300 232 839  
Fax: 1300 369 119  
Email: [sales@davey.com.au](mailto:sales@davey.com.au)

### EUROPE

7 rue Eugène Hénaff 69200  
Vénissieux, France  
Ph: +33 (0) 4 72 13 95 07  
Fax: +33 (0) 4 72 33 64 57  
Email: [info@daveyeurope.eu](mailto:info@daveyeurope.eu)

### NORTH AMERICA

Ph: 1-888-755-8654  
Email: [info@daveyusa.com](mailto:info@daveyusa.com)

### NEW ZEALAND

7 Rockridge Avenue,  
Penrose, Auckland 1061  
Ph: 0800 654 333  
Fax: 0800 654 334  
Email: [sales@dwp.co.nz](mailto:sales@dwp.co.nz)

### MIDDLE EAST

Ph: +971 50 6368764  
Fax: +971 6 5730472  
Email: [info@daveyuae.com](mailto:info@daveyuae.com)